



# MYP Personal Project

A Simple Primer for Parents

**THIS TIME IT'S  
PERSONAL...**



# TABLE OF CONTENTS

**01**

**What is Personal Project?**

**02**

**What is my role in Personal Project?**

**03**

**What is the timeline for Personal Project?**

**04**

**What will happen when it's due?**

**05**

**What is the Exhibition?**



# WHAT IS THE PERSONAL PROJECT?



# PERSONAL PROJECT

OSAKA YMCA  
INTERNATIONAL  
SCHOOL

## Personal Project is:

- The finale of MYP
- An opportunity for students to show growth in an area of personal interest
- A year long, multi-part project
- A requirement for DP
- Externally moderated
- Similar to Jiyuu Kenkyu

Students must create a project that is...

- Of personal interest to them
- A learning and product goal
- Linked to the ATL Skills
- May be linked to a Global Context
- Supervised by a staff member
- Tracked in a Process Journal in their online Portfolio
- Evaluated by a student-made rubric
- Detailed in a 15 page MAX word report
- Marked by an external moderator using the Personal Project Rubric

# EXAMPLE PROJECTS

**DESIGN AND  
BUILD A  
ROWBOAT**

**PROGRAM  
YOUR OWN  
VIDEO GAME**

**LEARN MORE  
ABOUT  
LGBTQ+  
ISSUES**

**INVESTIGATE  
CHANGING  
WEATHER  
PATTERNS**

**ORGANIZE A  
MODEL UN  
CONFERENCE**

**STUDY THE  
PHYSICS OF  
THE PERFECT  
FOOTBALL  
PENALTY KICK**

**DISCOVER THE  
MENTAL  
HEALTH  
BENEFITS OF  
EXERCISE**

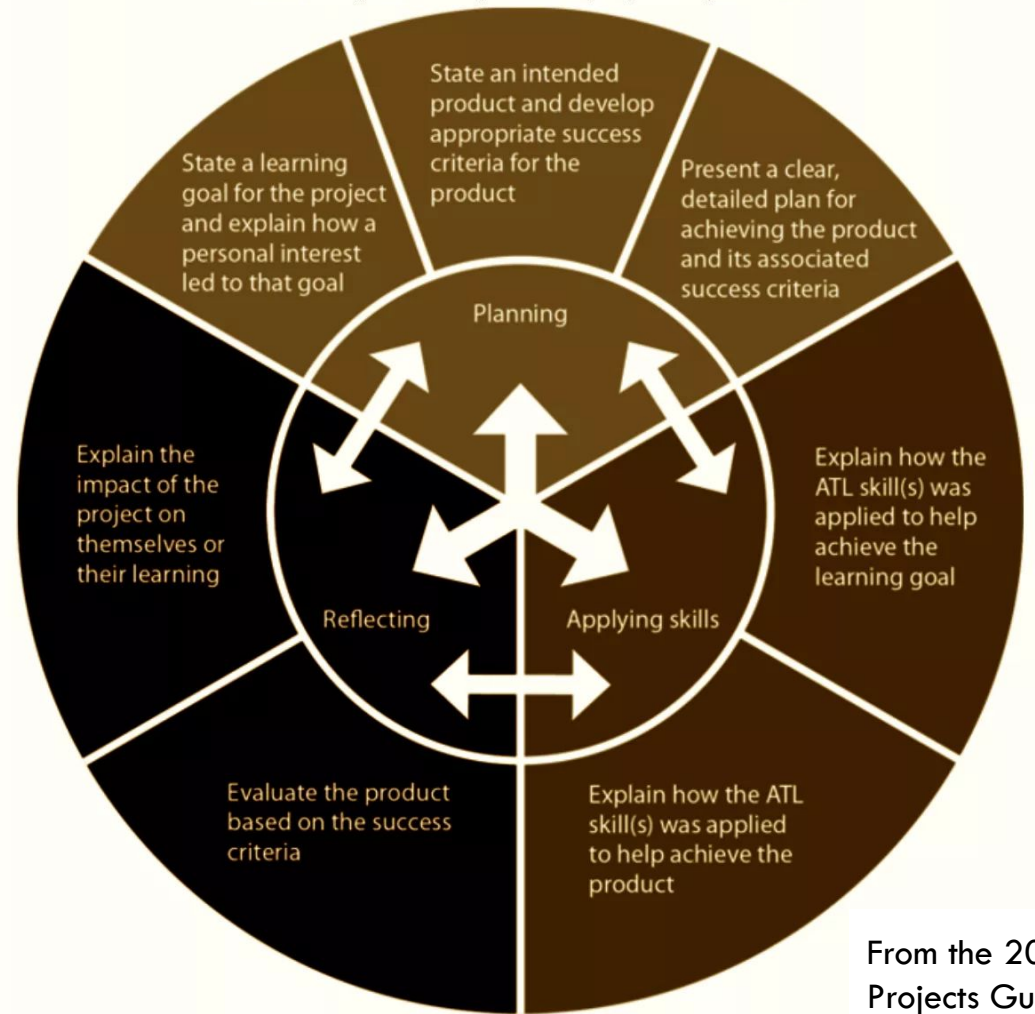
**STUDY THE LIFE  
OF A FORMER  
PROFESSIONAL  
RACE HORSE**

**GROW AND  
BREW YOUR  
OWN TEA**

**LOOK INTO THE  
TECHNIQUES OF  
JAPANESE FILM  
MAKERS**



## Visualizing the MYP personal project objectives



The new model is based on...

- **Planning**
- **Applying Skills**
- **Reflecting**

Visualizing the Objectives

From the 2021 IB MYP  
Projects Guide



# TYPES OF GOALS IN THE PP

## THE LEARNING GOAL

**What do you want to learn?**

**This one should come first if you already know what you want to learn about.**

## THE PRODUCT GOAL

**What do you want to do?**

**This one should come first if you already know what you want to make or do.**

**VS**

# TYPES OF GOALS IN THE PP

## THE LEARNING GOAL

**What do you want to learn?**

**FOR EXAMPLE:**

I want to learn more about the sailing vessels and techniques used by ancient Polynesians

## THE PRODUCT GOAL

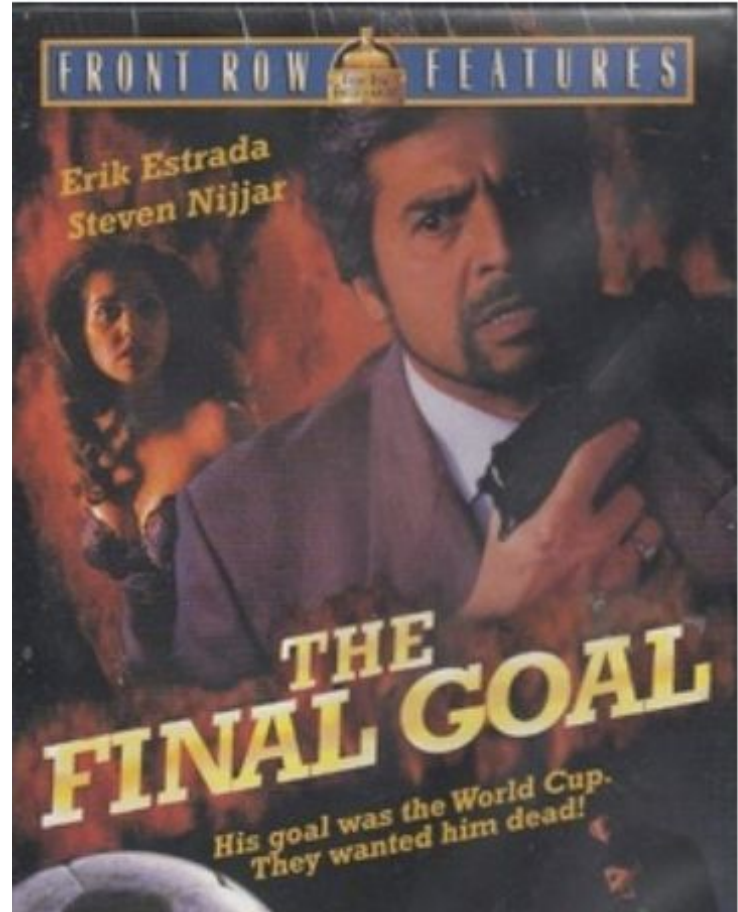
**What do you want to do?**

**FOR EXAMPLE:**

I want to build a boat that can safely navigate the rivers of Osaka.

## FINAL GOAL STATEMENT:

In order to learn about Polynesian culture, I will build a rowboat using traditional Samoan techniques. By building a rowboat using traditional Samoan techniques, I will expand on my learning from a previous I&S unit about the Age of Exploration



## Objective A: Planning

- i. state a learning goal for the project and explain how a personal interest led to that goal
- ii. state an intended product and develop appropriate success criteria for the product
- iii. present a clear, detailed plan for achieving the product and its associated success criteria.

## Objective B: Applying skills

- i. explain how the ATL skill(s) was/were applied to help achieve their learning goal
- ii. explain how the ATL skill(s) was/were applied to help achieve their product.

## Objective C: Reflecting

- i. explain the impact of the project on themselves or their learning
- ii. evaluate the product based on the success criteria.

# TOTALS

3 Criteria Marked out of 8

Total Marks: 24

Final Grade: Out of 7

**The Personal Project marks  
is largely based on  
planning, growth, and  
reflection.**

**ATL skill reflections make  
up 1/3rd of the mark!**

**WHAT IS MY  
ROLE IN  
PERSONAL  
PROJECT?**



## Parents and Guardians will...



- Provide support and encouragement!
- Check in every 1-2 weeks. Ask “what did you do for personal project this week?” They should be doing something each week!
- Encourage your student to be **ambitious** and **creative**!
- Support them to chunk and break down big assignments



# Parents should...

Ask your ward

- “What’s your project?”
- “Have you started your product?”
- “Can we take a look at your journal?”
- “What did your supervisor say this week?”
- “Do you need any help with your project?”

**Check the “Personal Project” tab of Managebac to see their current progress.**

**Support and encourage your ward!**



**How will I know  
my ward is  
succeeding?  
ATL Growth!**



- They should be excited about their project! (Affective Skills)
- They should be breaking large tasks into smaller chunks using their action plan. (Self-Management Skills)
- They should be documenting all their work and communicating it on their portfolio. (Communication Skills)
- They should be able to explain how they are succeeding or needing help using specifics. (Reflection Skills)



## Why ATL skills are so important for the Personal Project

- Develop new skills, techniques and strategies for effective learning
- Use new ATL skills and evaluate their effectiveness
- Consider ATL skills development

## What is my ward doing now?

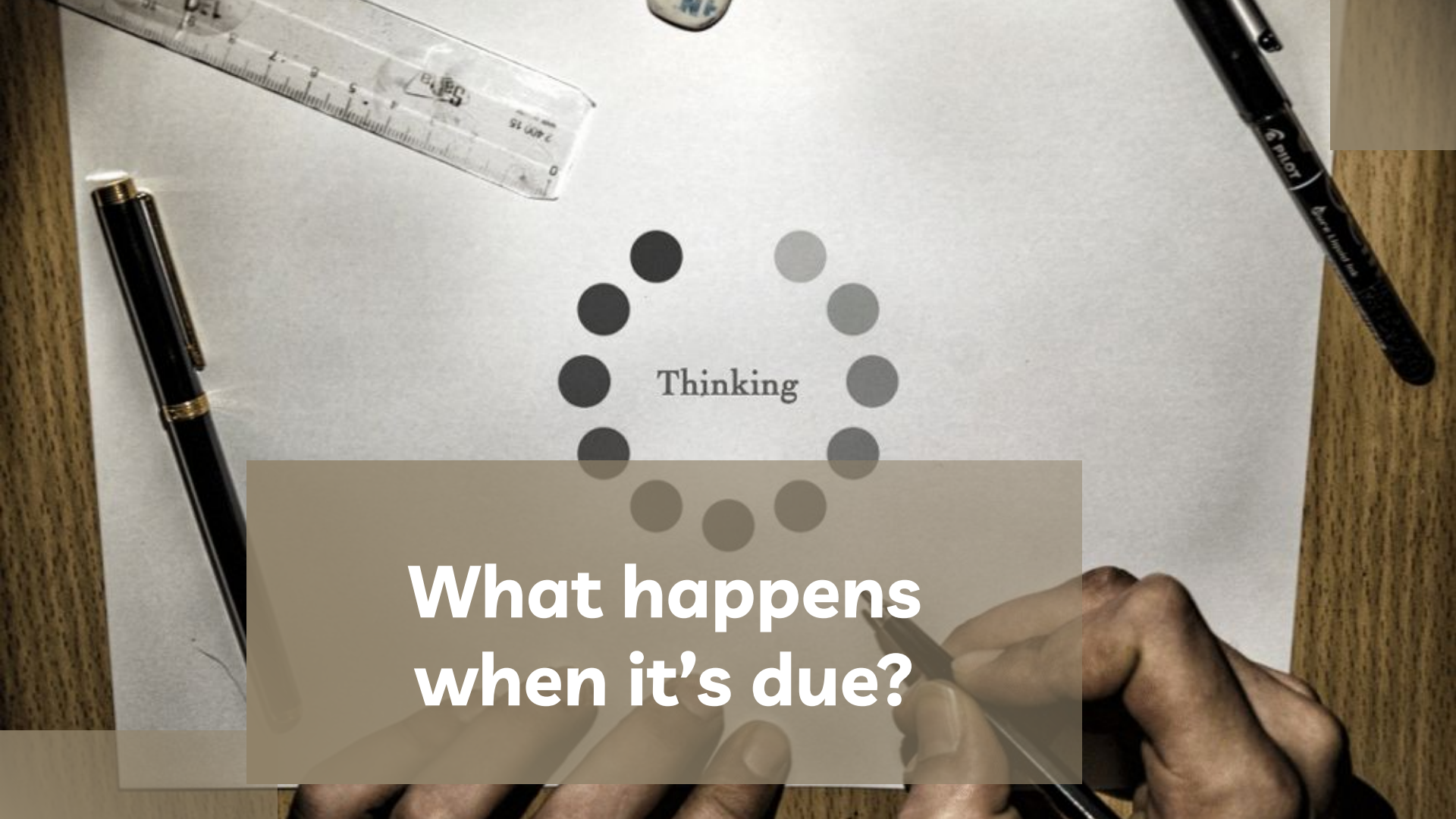


- Students are brainstorming their project ideas and preparing for “**Dragon’s Den.**”
- They will present their project idea on September 21st to teachers and staff for feedback
- Their presentation will be very short (less than 4 minutes and 5 slides long)
- They should have a learning goal; a product goal; a link to a previous MYP unit, service experience, or Global Context; and some ATL skills they hope to develop.

# STUDENTS SHOULD LEAD.

They are supposed to make the meeting appointments, choose the project, etc. We are there to facilitate and keep them on track.



A top-down view of a wooden desk with a white sheet of paper. A clear ruler is at the top left. A black fountain pen with gold accents is on the left. A black Pilot ballpoint pen is on the top right. A hand is visible at the bottom, holding a pen and writing. In the center of the paper, the word "Thinking" is surrounded by a circle of twelve dots of varying shades of gray.

Thinking

**What happens  
when it's due?**







## Turning in the PP

- Students will submit their PP report on Managebac in March.
- Teachers at OYIS will mark the PPs and submit those marks to the IB.
- The IB will request a small sample of student work, mark it, and moderate OYIS's marks if necessary.
- Final grades will be returned to OYIS in August, 2024.





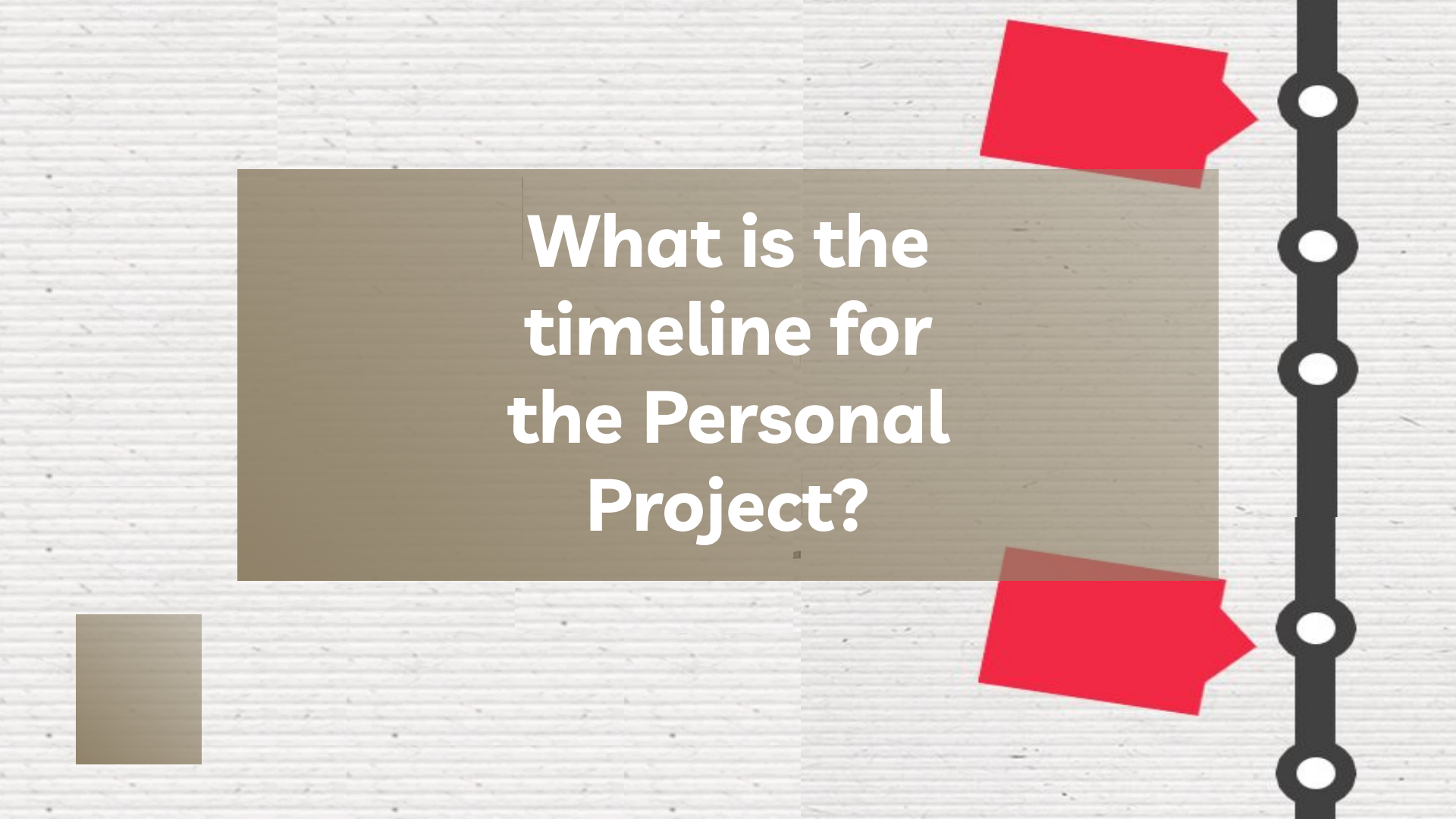
**What is the  
Exhibition?**



We had an exhibition face-to-face last year! Check out this video!

## The Exhibition

- An event to show off all the students' personal projects
- It will be face-to-face
- Will be held in on April this year
- An IB requirement, but not assessed



**What is the  
timeline for  
the Personal  
Project?**

# TIMELINE

## PLANNING

### SEPTEMBER

- LAUNCH
- BRAINSTORMING
- DRAGON'S DEN

### OCTOBER

- SUPERVISOR SELECTION
- PP APPROVAL

### NOVEMBER

- COMPLETE PLANNING
- BEGIN ACTION

## APPLYING SKILLS

### DECEMBER

- TAKE ACTION

### JANUARY

- TAKE ACTION

### FEBRUARY

- REPORT LAUNCH DAY
- FINISH ACTION

## REFLECTING

### MARCH

- REPORT FIRST DRAFT AND FEEDBACK
- REPORT FINAL DRAFT

### APRIL

- MARKING / STANDARDISATION
- PP Exhibition

### MAY

- Prep for DP!



**Thank you  
for coming!**

**Any  
questions?**